



SEVA BHARATI MAHAVIDYALAYA

(A multi-faculty college affiliated to Vidyasagar University and funded by UGC & Govt. of W.B.)

Vill. & P.O.-Kapgari: P.S.-Jamboni: Dist.-Jhargram (W.B.): Pin.-721505

FEEDBACK ANALYSIS REPORT

FEEDBACK COLLECTED FROM THE EMPLOYERS



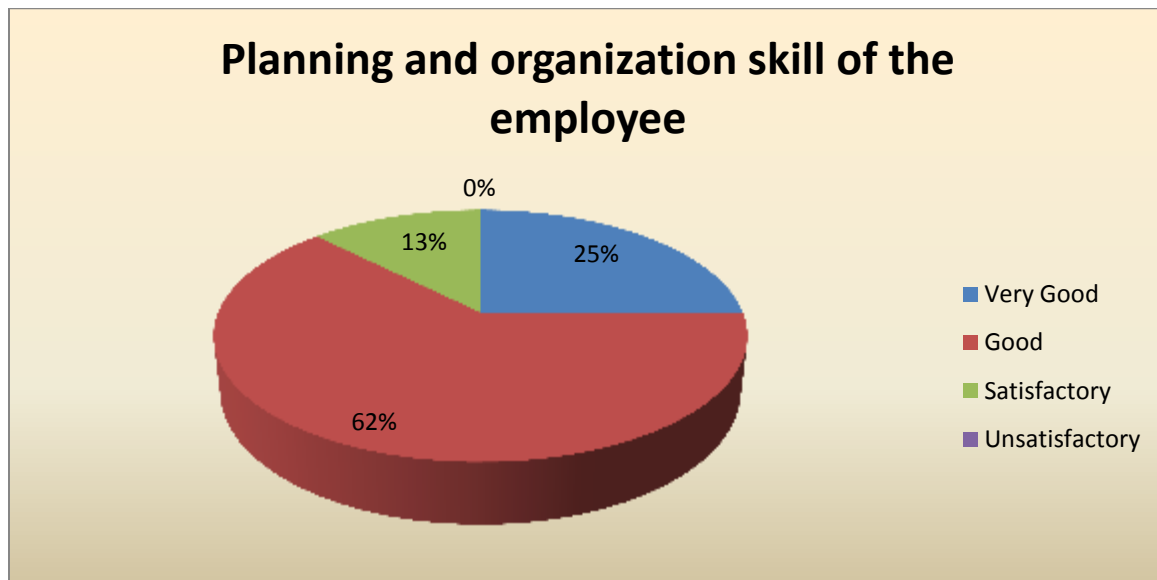
Prepared By

The Internal Quality Assurance Cell (IQAC), Seva Bharati Mahavidyalaya

SESSION: 2020-21

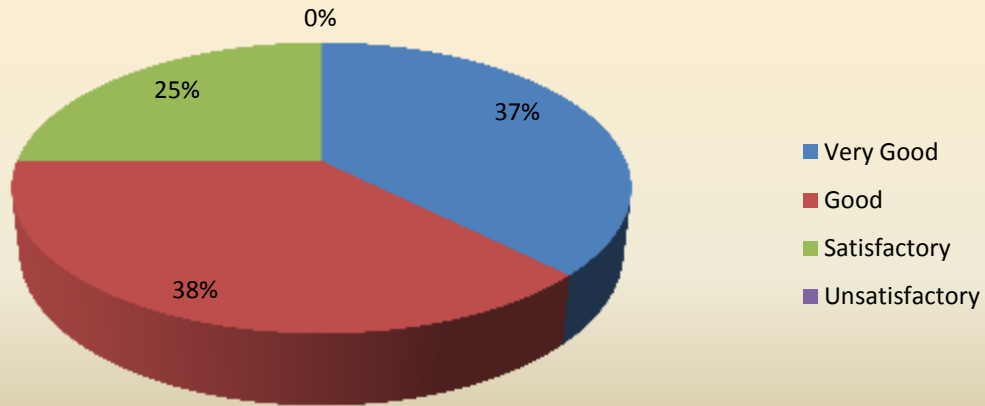
FEEDBACK FORM FOR EMPLOYERS

Parameter	Very Good	Good	Satisfactory	Unsatisfactory	Total
Planning and organization skill of the employee	2	5	1	0	8
Feedback frequency in Percentage	25	62	13	0	100



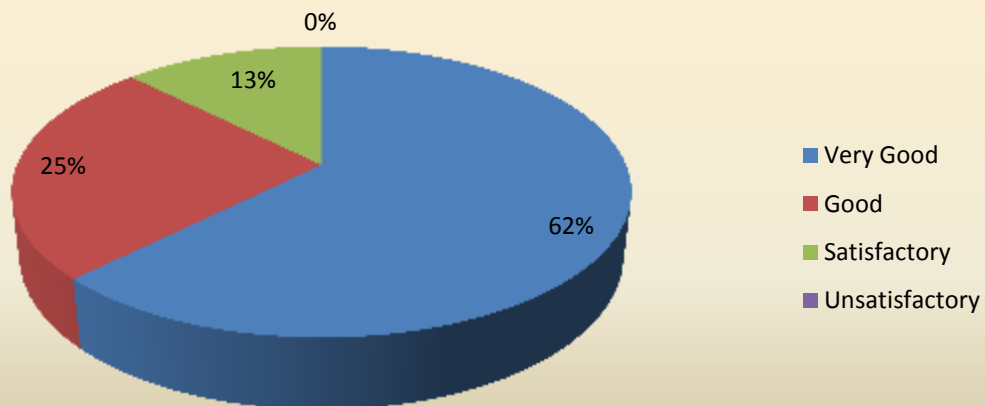
Parameter	Very Good	Good	Satisfactory	Unsatisfactory	Total
Communication skills and soft skills	3	3	2	0	8
Feedback frequency in Percentage	37	38	25	0	100

Communication skills and soft skills

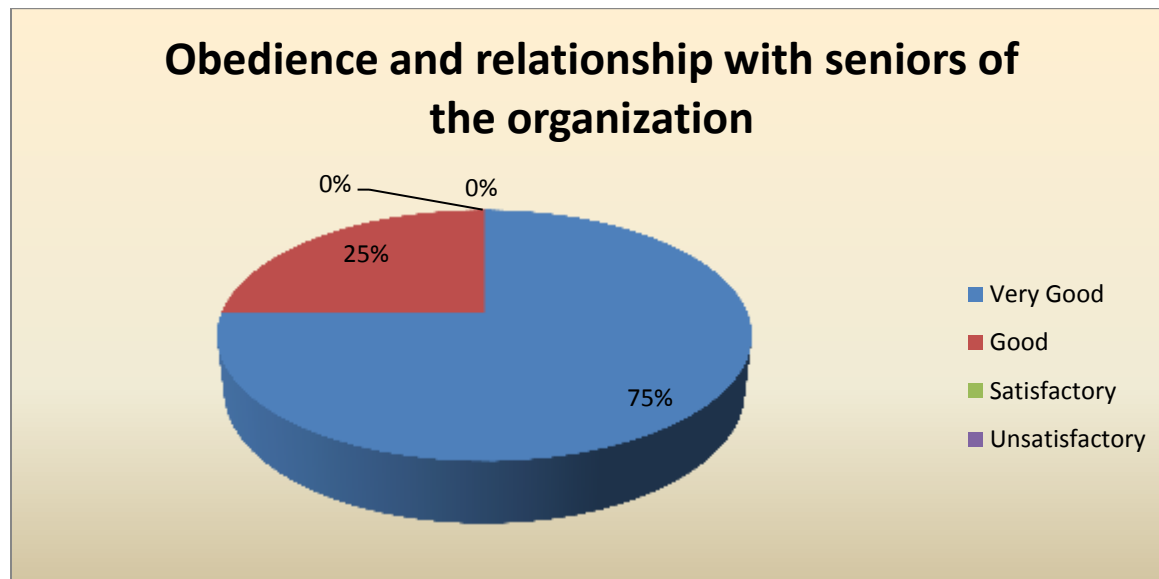


Parameter	Very Good	Good	Satisfactory	Unsatisfactory	Total
Leadership, team spirit and initiative	5	2	1	0	8
Feedback frequency in Percentage	62	25	13	0	100

Leadership, team spirit and initiative

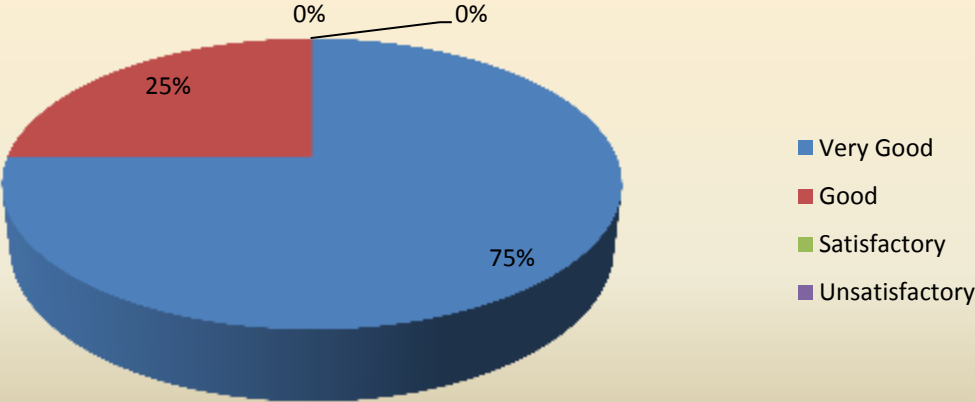


Parameter	Very Good	Good	Satisfactory	Unsatisfactory	Total
Obedience and relationship with seniors of the organization	6	2	0	0	8
Feedback frequency in Percentage	75	25	0	0	100



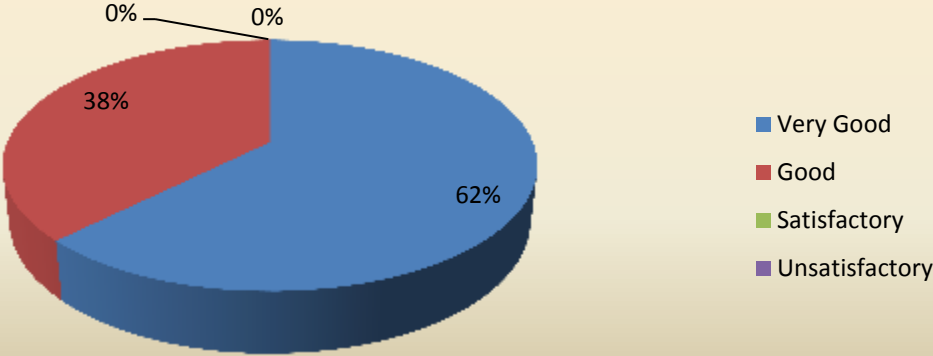
Parameter	Very Good	Good	Satisfactory	Unsatisfactory	Total
Relationship with peers/subordinates	6	2	0	0	8
Feedback frequency in Percentage	75	25	0	0	100

Relationship with peers/subordinates

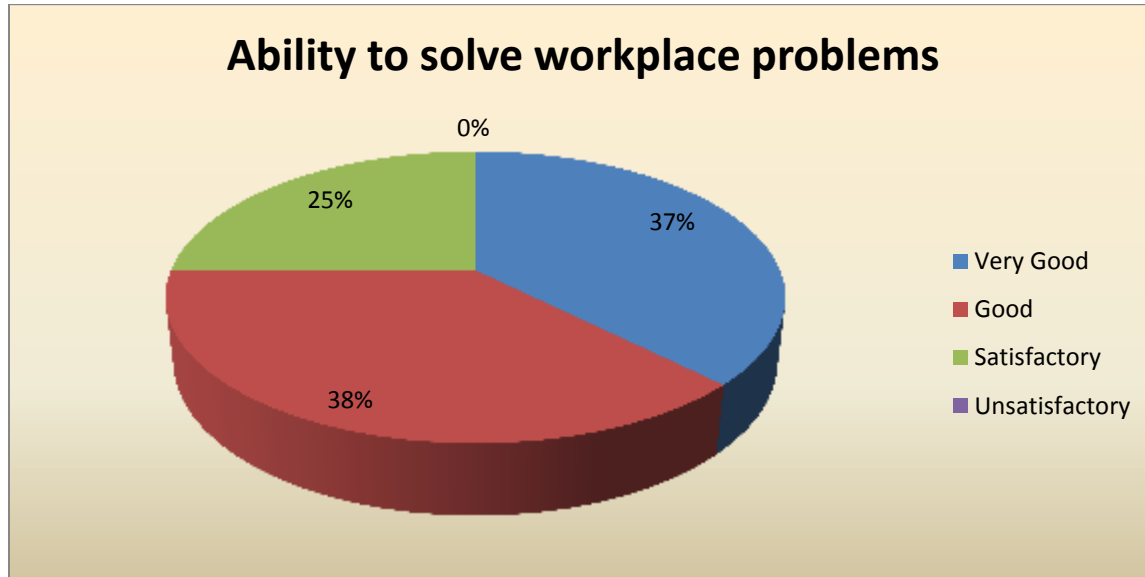


Parameter	Very Good	Good	Satisfactory	Unsatisfactory	Total
Willingness to learn new techniques, adopt new strategies etc.	5	3	0	0	8
Feedback frequency in Percentage	63	38	0	0	100

Willingness to learn new techniques, adopt new strategies etc.

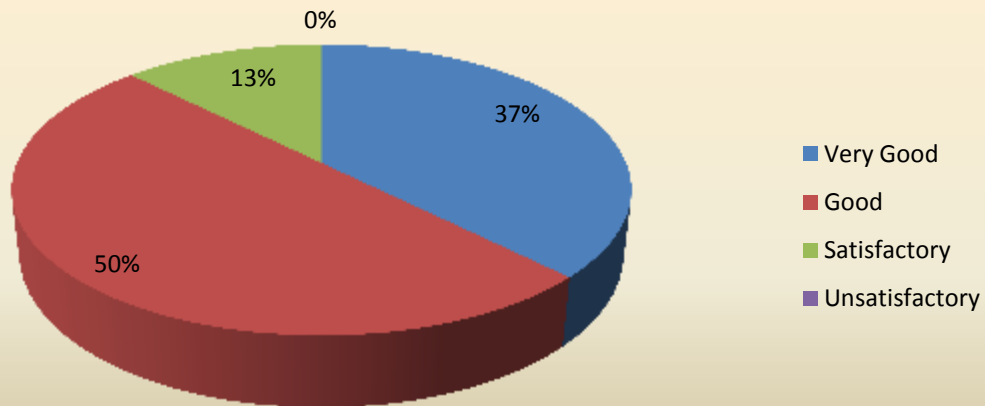


Parameter	Very Good	Good	Satisfactory	Unsatisfactory	Total
Ability to solve workplace problems	3	3	2	0	8
Feedback frequency in Percentage	37	38	25	0	100



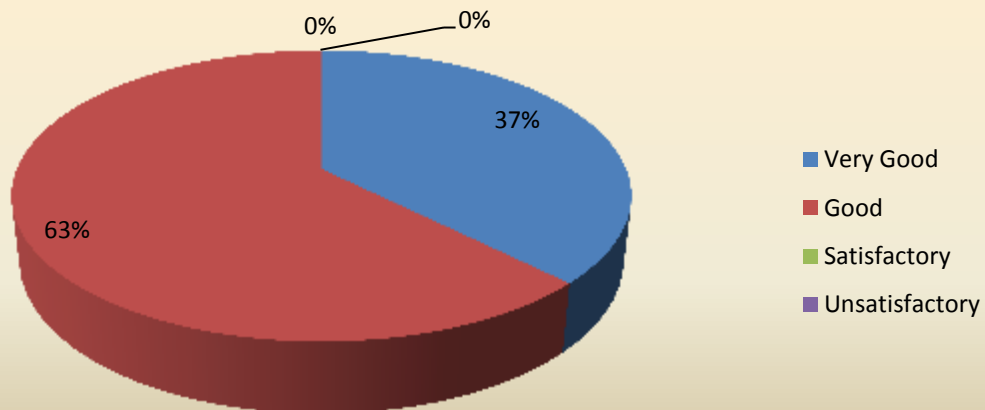
Parameter	Very Good	Good	Satisfactory	Unsatisfactory	Total
Ability to handle work-related stress	3	4	1	0	8
Feedback frequency in Percentage	37	50	13	0	100

Ability to handle work-related stress

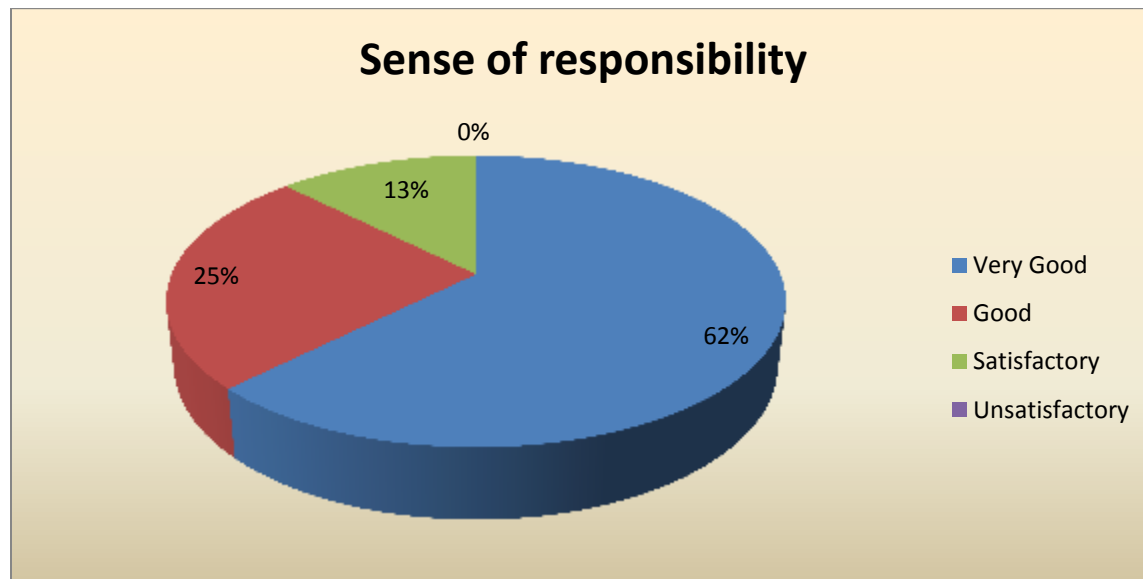


Parameter	Very Good	Good	Satisfactory	Unsatisfactory	Total
Involvement in social activities	3	5	0	0	8
Feedback frequency in Percentage	37	63	0	0	100

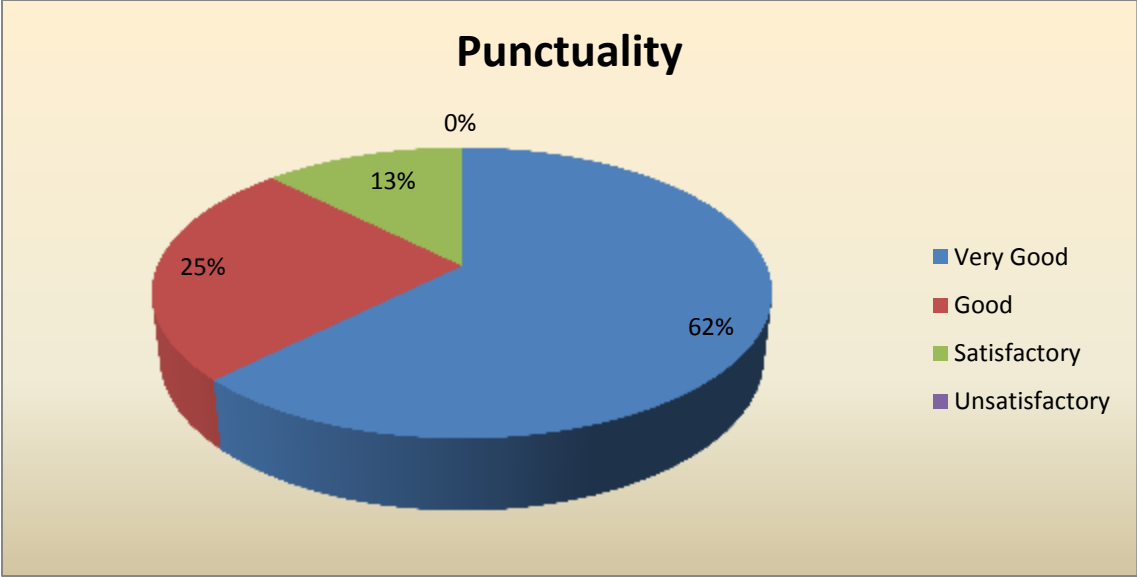
Involvement in social activities



Parameter	Very Good	Good	Satisfactory	Unsatisfactory	Total
Sense of responsibility	5	2	1	0	8
Feedback frequency in Percentage	63	25	13	0	100



Parameter	Very Good	Good	Satisfactory	Unsatisfactory	Total
Punctuality	5	2	1	0	8
Feedback frequency in Percentage	62	25	13	0	100



Parameter	Very Good	Good	Satisfactory	Unsatisfactory	Total
Ability to contribute to the goal of the organization	2	4	2	0	8
Feedback frequency in Percentage	25	50	25	0	100



Parameter	Very Good	Good	Satisfactory	Unsatisfactory	Total
Overall rating of the employee	2	5	1	0	8
Feedback frequency in Percentage	25	62	13	0	100

